

PALETTI MARMI

2026

SURFACES







INDICE

01



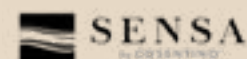
09



21



33



39



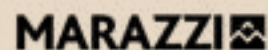
43



51



57



65



75



ECCELLENZA

Nel cuore di Roma, dove la storia incontra l'eccellenza, nasce la nostra arte.


ARTIGIANALE

Da oltre tre generazioni uniamo la maestria artigianale italiana alle tecnologie più avanzate, trasformando la materia in opere di raffinata bellezza.


DI LUSO




PALETTI MARMI




GRUPPO 01




BOTTICINO




MARMO CARRARA




PIETRA LAVICA




ROSSO VERONA




TRANI IN FALDA




TRAVERTINO
CONTROFALDA



TRAVERTINO FALDA




TRAVERTINO NOCE




VERDE IMPERIALE


GRUPPO 02



BASALTITE



NERO MARQUINIA



PIETRA DEL CARDOSO

LEGENDA:

- opaco
- lucido
- spazzolato
- spessore 20mm
- spessore 30mm

DIMENSIONI LASTRE variabile

LEGENDA:

opaco lucido

spazzolato


spessore 20mm

spessore 30mm


DIMENSIONI LASTRE variabile



EMPERADOR DARK




EMPERADOR LIGHT

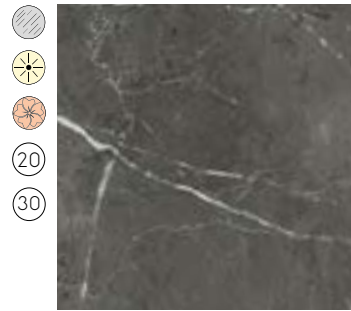


TOFFEE BROWN


GRUPPO 03




GRIGIO CARNICO



PIETRA GREY




TRAVERTINO GIALLO PERSIANO

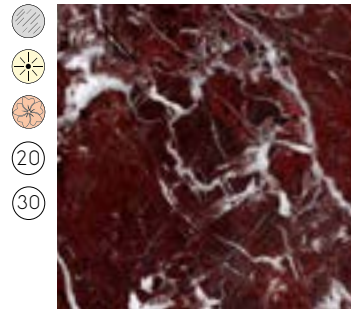


TRAVERTINO ROSSO PERSIANO


GRUPPO 04



ARABESCATO




ROSSO LEPANTO




TRAVERTINO TITANIUM

GRANITI

GRUPPO
01




GHIANDONE
ROSATO



GRIGIO SARDO




ROSA BETA




ROSA PORRINO


GRUPPO
02



NERO IMPALA



ROSSO MULTICOLOR




SHIVAKASHI

LEGENDA:

 opaco  lucido

 strutturato


 spazzolato

 spessore 20mm

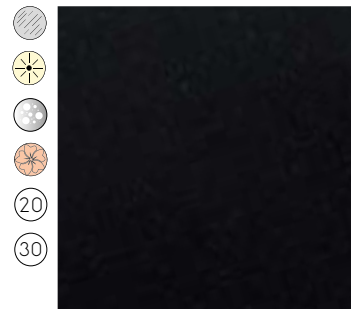
 spessore 30mm

DIMENSIONI LASTRE variabile


GRUPPO
03



COLONIAL GOLD




NERO ASSOLUTO



NERO VIA LATTEA


GRUPPO 04




TAJ MAHAL

LEGENDA:

 opaco  lucido

 strutturato

 spazzolato

 spessore 20mm

 spessore 30mm

DIMENSIONI LASTRE variabile







COSENTINO®

03





 silestone®

Designed by COSENTINO

UN MARCHIO LEADER DA OLTRE 30 ANNI

INNOVAZIONE

La sua rivoluzionaria tecnologia Hybriq+® riduce efficacemente il contenuto di silice cristallina, ottenendo una superficie minerale innovativa, sostenibile e ad alte prestazioni.


SOSTENIBILITA'

ABBIAMO RAGGIUNTO MILIONI DI CASE IN OLTRE 100 PAESI CREANDO ESPERIENZE CHE MIGLIORANO LA VITA DELLE PERSONE.


PROMOZIONE

2026


GRUPPO 01




LINEN CREAM



MARENGO




MOTION GREY

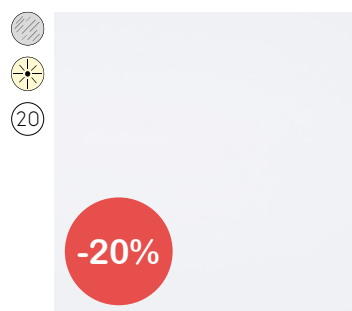


ROUGUI


GRUPPO 02




CORAL CLAY



MIAMI WHITE



NIGHT TEBAS




PERSIAN WHITE

PROMOZIONE


2026

GRUPPO 03




BRONZE RIVER

GRUPPO 04




WHITE ZEUS

GRUPPO 05



ETERNAL MARQUINIA

GRUPPO 06



ETERNAL
CALACATTA GOLD

LEGENDA:

 opaco  lucido


 spessore 20mm

DIMENSIONI LASTRE cm 325x159
cm 300x140


GRUPPO 01




BLANCO MAPLE




BLANCO NORTE



GRIS EXPO




LINEN CREAM




MARENGO



MOTION GREY



ROUGUI



WHITE STORM

LEGENDA:

 opaco  lucido

 strutturato

 spessore 20mm

DIMENSIONI LASTRE cm 325x159
cm 300x140



GRUPPO 02




BRASS RELISH




CINDER CRAZE




CONCRETE PULSE




CORAL CLAY COLOUR




LIME DELIGHT




MIAMI WHITE



NIGHT TEBAS



PERSIAN WHITE



SIBERIAN

LEGENDA:

 opaco  lucido

 strutturato

 spessore 20mm

DIMENSIONI LASTRE cm 325x159
cm 300x140




GRUPPO 03




BRONZE RIVER




CALACATTA TOVA



CHARCOAL
SOAPSTONE



DESERT SILVER




SNOWY IBIZA



YUKON

LEGENDA:


 opaco  lucido

 strutturato

 spessore 20mm

DIMENSIONI LASTRE cm 325x159
cm 300x140


GRUPPO 04



CALA BLUE




ETERNAL STATUARIO




FROM 01




FROM 02



FROM 03




RAW G



WHITE ZEUS

GRUPPO 05



CALYPSO



ETERNAL
MARQUINIA


LEGENDA:

opaco lucido strutturato


spessore 20mm

DIMENSIONI LASTRE cm 325x159/ cm 300x140


GRUPPO 06




ETERNAL
CALACATTA GOLD



ETHEREAL GLOW



ETHEREAL NOCTIS



ETERNAL NOIR


LEGENDA:

opaco lucido strutturato


spessore 20mm

DIMENSIONI LASTRE cm 325x159/ cm 300x140


GRUPPO 07




BLANC ELYSEE




BOHEMIAN FLAME




CHATEAU BROWN




JARDIN EMERALD
BLANC ELYSEE




PARISIEN BLEU



RIVIERE ROSE



ROMANTIC ASH



VERSAILLES IVORY



LAVELLI DA CUCINA SILESTONE INTEGRITY

SUPERFICI MINERALI A BASSO CONTENUTO DI SILICE

E' possibile progettare qualsiasi lavello integrato nel piano di lavoro.

'DUE S'

Interno 340x370x150 mm
Raggio del bordo 65 mm



'DUE L'

Interno 510x370x150 mm
Raggio del bordo 30 mm



'Q'

Interno 510x410x150 mm
Raggio del bordo 65 mm





Dekton rappresenta l'eccellenza in termini di bellezza funzionale per qualsiasi progetto architettonico.

La versatilità di Dekton lo rende ideale per qualsiasi applicazione, anche nelle condizioni più impegnative, come facciate o pavimenti.

Il processo di produzione di Dekton con tecnologia TSP rende il materiale altamente performante, consentendogli di superare le prestazioni della porcellana standard.

A photograph of a modern kitchen featuring Dekton countertops. The countertop is a light grey color with a subtle, natural stone pattern. On the left, there is a built-in cooktop. In the center, a stack of four white ceramic bowls sits on the counter. To the right, a stainless steel sink is integrated into the countertop, with a sleek, black, curved faucet. The background shows a white wall with a wooden cutting board and some kitchen items on a shelf.

ULTRACOMPACT

SURFACES


INNOVATION




PROMOZIONE

2026


GRUPPO
00




DANAÉ




ETER




EVOK



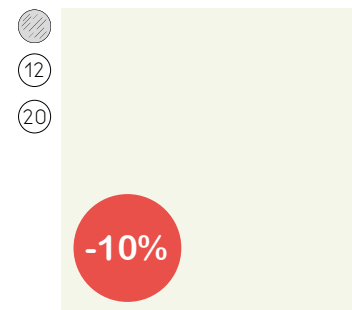
KEENA




KOVIK



LUNAR



MOONE




THALA

PROMOZIONE

2026

GRUPPO 02




DOMOOS




KELYA


GRUPPO 03



ENTZO



LAURENT



MORPHEUS


LEGENDA:

(grey circle) opaco (yellow star) lucido (orange star) vellutato

(12) spessore 12mm (20) spessore 20mm

DIMENSIONI LASTRE cm 330x163/ cm 320x144


GRUPPO 00



AERIS



DANAE



DUNNA



ETER



EVOK



KEENA




KEON




KOVIK



LUNAR



MOONE



THALA



TRILIUM


LEGENDA:

opaco lucido vellutato


spessore 12mm spessore 20mm

DIMENSIONI LASTRE cm 330x163/ cm 320x144


GRUPPO 01




BROMO




KRETA




HALO



NACRE



KIRA



SIRIUS

LEGENDA:

-  opaco
-  lucido
-  vellutato
-  spessore 12mm
-  spessore 20mm


DIMENSIONI LASTRE
cm 330x163
cm 320x144




GRUPPO 02




ADIA



ALBARIUM



ARGENTINUM



AURA




AVA



AVORIO



CEPPO



DOMOOS



GRAFITE




GRIGIO



KELYA



LAOS



MARINA



MARMORIO




NEBBIA



NEBU



SABBIA




SANDIK



SOKE

SUPERFICIE ULTRACOMPATTA



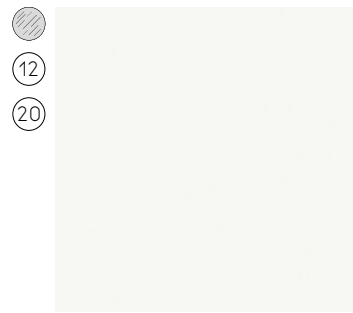
●
⑫
⑳

TREVI



●
⑫
⑳

UMBER



●
⑫
⑳

ZENITH

LEGENDA:

● opaco ● lucido ● vellutato

⑫ spessore 12mm ⑳ spessore 20mm

DIMENSIONI LASTRE cm 330x163/ cm 320x144



GRUPPO 03




DAZE




ENTZO



LAURENT



MALIBU




MORPHEUS




NARA



NEURAL



OPERA



REM




REVERIE



SALINA




SOMNIA



UYUNI

LEGENDA:

 opaco  lucido  vellutato

 spessore 12mm  spessore 20mm

DIMENSIONI LASTRE cm 330x163/ cm 320x144


GRUPPO 04




ARGA



AWAKE



BERGEN



HELENA




KHALO




LIMBO



LUCID



TAGA



TRANCE

LEGENDA:

 opaco  lucido  vellutato

 spessore 12mm  spessore 20mm


DIMENSIONI LASTRE cm 330x163/ cm 320x144





SENSA
by COSENTINO®





SENSА
by COSENTINO®

NATURA

Selezione esclusiva di pietre naturali con design unici per creare spazi straordinari.

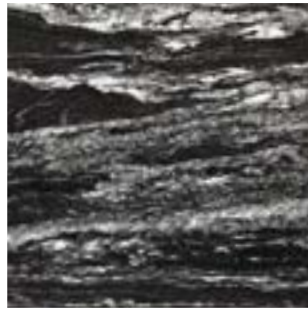
INNOVAZIONE

Granito e quarzite con speciale protezione antimacchia per offrire agli spazi vantaggi estetici e funzionali

SENSА
by COSENTINO®



GRUPPO 01



BLACK BEAUTY



COLONIAL WHITE



ICE BLUE



INDIAN BLACK



SANT'ANGELO

LEGENDA:



opaco



lucido



strutturato




spessore 20mm

DIMENSIONI LASTRE variabile


GRUPPO 02



GLACIAL BLUE



MOAK BLACK




SIBERIA




GRUPPO 03



NAHOA




OIHANA



ORINOCO

GRUPPO 04



MARAU




NILO



PLATINO



VANCOUVER



WHITE MACAUBAS

LEGENDA:



opaco



lucido



strutturato



spessore 20mm

DIMENSIONI LASTRE variabile

GRUPPO 05




20



ITARA



20



TAJ MAHAL

GRUPPO 06



20



CRISTALO

LEGENDA:



opaco



lucido



strutturato




spessore 20mm

DIMENSIONI LASTRE variabile




GRUPPO 01




ARAGON




BRECCIA ARGENTUM




CALACATTA ORO




EOS




HURBAN BEIGE




HURBAN GREY




HURBAN WHITE




MACCHIA ANTICA




MAGELLANO




NOBLE STONE BEIGE




NOBLE STONE GREY




ROVERE




SAHARA NOIR



SKYLINE GHIACCIO




STATUARIO REALE



TAJ MAHAL

LEGENDA:

 opaco  lucido


 strutturato

 spessore 12mm  spessore 20mm

DIMENSIONI LASTRE cm 320x160


GRUPPO 02

●
⑫
⑳




ABSOLUTE BLACK

●
✦
⑫
⑳



ABSOLUTE WHITE

●
⑫



DARK PARADISE

●
⑫
⑳



METAL CORTEN

●
⑫



MONT BLANC

●
⑫



TRAVERTINO
ROMANO HONED

●
⑫



WHITE MUSK

LEGENDA:

● opaco ✦ lucido

● strutturato

⑫ spessore 12mm

⑳ spessore 20mm

DIMENSIONI LASTRE cm 320x160





PASSIONE

Un passato di oltre 60 anni, radicato nel distretto ceramico di **Sassuolo** (MO), si lega ad un presente da trendsetter internazionale grazie alla guida di **Claudio Lucchese** e un prodotto di alta gamma riconosciuto nei mercati di tutto il mondo.

SOSTENIBILITA'

“Made in Florim”, per noi è garanzia di qualità, innovazione, saper fare italiano ed una particolare attenzione alla responsabilità sociale d’impresa.


INNOVAZIONE



PROMOZIONE


2026

GRUPPO 01




STONE BROWN

GRUPPO 02




MARBLE STATUARIO
AB




MARBLE TUNDRA


GRUPPO 03



MARBLE YAMUNA
MOKA




MARBLE YAMUNA
OPAL



TRAVERTINO PEARL

LEGENDA:


 opaco

 lucido


 spessore 12mm

DIMENSIONI LASTRE
cm 320x160


GRUPPO 01




CEMENT DARK GREY




CEMENT IVORY



CEMENT LIGHT GREY




COLOR BLACK




COLOR WHITE







FOSSIL GREY




FOSSIL IVORY




METAL BURNISHED




STONE BROWN




STONE GRIS




STONE MARFIL



STONE NOIR




STONE PLIMATECH




STONE SAND BROWN



STONE SAND GREY



STONE SAND IVORY



STONE STONE 01

LEGENDA:


 opaco  lucido

 spessore 12mm  spessore 20mm

DIMENSIONI LASTRE cm 320x160



GRUPPO 02




BLU GRANITE



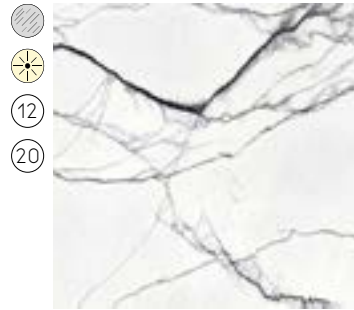
MARBLE AQUA



MARBLE AZURE




MARBLE BIANCO
LASA



MARBLE BREACH
WHITE A B




MARBLE CALACATTA
A B




MARBLE CALACATTA
GOLD A B




MARBLE CAPRAIA




MARBLE ETERNAL
GOLD A B




MARBLE GREY




MARBLE LAURENT




MARBLE MARQUINIA




MARBLE MOUNTAIN
PEAK




MARBLE RIVERBED




MARBLE SAHARA
NOIR




MARBLE STATUARIO
AB




MARBLE TUNDRA




MARBLE VERDE ALPI



MARBLE YAMUNA




STONE BLACK
GRANITE




STONE CHABLIS



STONE DIJON




STONE DORDOGNE




STONE ETNA BLACK




STONE ETNA GREY



STONE GOLD
TRAVERTINE




STONE GRANA
COTONE



STONE LUCANIA



STONE
MONTPELLIER



STONE PURPLE

LEGENDA:



opaco



lucido



spessore 12mm



spessore 20mm

DIMENSIONI LASTRE cm 320x160


GRUPPO 03




MARBLE BERYL




MARBLE BRUN




MARBLE MAHAL




MARBLE SEQUOIA




YAMUNA MOKA



YAMUNA OPAL



STONE SHAKE
TRAVERTINE



TRAVERTINO PEARL



INNOVAZIONE




TECNOLOGIA

Sapienstone è il brand di Iris Ceramica Group specializzato in superfici ceramiche esclusive di grande formato. Ispirandosi al mondo della moda, unisce la tradizione artigianale all'innovazione contemporanea attraverso superfici uniche che incarnano l'essenza del design su misura, ridefinendo il concetto di lusso nelle cucine e nei progetti di interior design

Innovazione e Tecnologia: Il brand si distingue per la tecnologia "a tutta massa" (full-body), dove le venature attraversano lo spessore del materiale, e per l'innovativa "Ceramica 4D" di Iris Ceramica Group, che dona ulteriore profondità e realismo alle superfici.




GRUPPO 4D




ARABESCATO 4D



CALACATTA 4D




CALACATTA AUREO
4D



CALACATTA
MACCHIA VECCHIA 4D




CALACATTA
STATUARIO 4D



FIOR DI VIOLA 4D



JATOBA BROWN 4D




KUROKA 4D



SILVER WAVE 4D

GRUPPO 01



URBAN ANTRACITE



URBAN ARGENTO

LEGENDA:



opaco



lucido



vellutato



strutturato



spessore 12mm




spessore 20mm


DIMENSIONI LASTRE cm 320x160



GRUPPO 02



BALANCE AZURE




BALANCE CHESTER
GREEN



BALANCE IVORY



BALANCE LIGHT
GREY




BALANCE MARSALA
RED




BALANCE NUDE




BALANCE OCHRE



BALANCE STEEL BLUE



LUNA LIMESTONE



QUARZITE VALS

LEGENDA:

 opaco  lucido

 vellutato  strutturato

 spessore 12mm

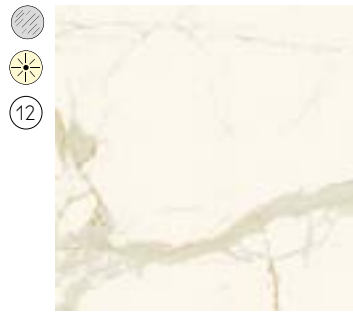
 spessore 20mm

DIMENSIONI LASTRE cm 320x160

GRUPPO 03




BRECCIA IMPERIALE




CALACATTA



CEPPO VARESE



GRIGIO SAVELLI



PIETRA GREY

LEGENDA:



opaco



lucido



vellutato



strutturato



spessore 12mm




spessore 20mm

DIMENSIONI LASTRE cm 320x160


GRUPPO 04




ARABESCATO



CREMA AVORIO




CREMA NEVE




TAJ MAHAL



GRUPPO 05



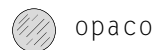
CALACATTA
MACCHIA VECCHIA



DARK MARQUINIA



LEGENDA:



opaco



lucido



vellutato



strutturato



spessore 12mm



spessore 20mm

DIMENSIONI LASTRE cm 320x160

EVOLUZIONE

Marazzi è stata fondata nel 1935 a Sassuolo, in un'area che sarebbe diventata il polo all'avanguardia a livello internazionale nella creazione di piastrelle di ceramica di pregio e cresciuto nei decenni insieme all'azienda.

RICERCA


SPERIMENTAZIONE

Fin dalle sue origini, Marazzi ha dedicato importanti risorse all'attività di ricerca e sviluppo, producendo al proprio interno, o in collaborazione con i principali fornitori di impianti e macchinari, la tecnologia necessaria per realizzare i propri prodotti, sviluppando un significativo know-how tecnologico all'interno del Gruppo.







GRUPPO 01




ALTISSIMO




BAHIA BLACK 3D INK



BERICI BEIGE 3D INK



BERICI BIANCO 3D
INK




BERICI GRIGIO 3D
INK




BRECCIA IMPERIALE
3D INK



CALACATTA EXTRA



CALACATTA VENA
VECCHIA




CEMENTUM ASH




CEMENTUM NICKEL




CEMENTUM SAND




CEPPO DI GRE GREY




CONCRETE BLACK




CONCRETE CRETE




CONCRETE GRAPHITE




CONCRETE IVORY



CONCRETE SMOKE




CONCRETE WHITE




CREMA MARFIL


GRES PORCELLANATO




GOLDEN WHITE




GRANITO BLACK




GRIS DU GENT




INFINITY ANTHRA-
CITE 3D INK




JURA BEIGE 3D INK




JURA GREY 3D INK



LASA



LIMESTONE IVORY




LIMESTONE SAND




ONICE AVORIO




PATAGONIA




PIETRA DI SICILIA
BEIGE 3D INK




PIETRA DI SICILIA
BIANCO 3D INK




PIETRA DI SICILIA
GRIGIO 3D INK



RAFFAELLO




SILVER ROOT
WHITE 3D INK




SILVER ROOT GREY
3D INK




SLOW ARGILLA




SLOW CALCE




SLOW POMICE




STATUARIO




TAFU




TAJ MAHAL




TIVOLI BEIGE 3D
INK




TIVOLI BIANCO 3D
INK




TIVOLI GRIGIO 3D
INK



TRAVERTINO
CLASSICO 3D INK



TRAVERTINO
NAVONA 3D INK



TRAVERTINO SILVER
3D INK

LEGENDA:

 opaco
  lucido
  vellutato
  strutturato


 spessore 12mm
  spessore 20mm (SOLO FINITURA OPACA)

DIMENSIONI LASTRE cm 320x160

GRUPPO 02




CALACATTA BLACK




CALACATTA
SUPREME 3D INK



CAPRAIA




CORTEN METAL




ELEGANT BLACK




EMPERADOR




IMPERIALE



IRON DARK METAL




ONICE NERO




SAINT LAURENT



SOLID WHITE



VERDE AVER



VERDE BORGOGNA

LEGENDA:

 opaco
  lucido
  vellutato
  strutturato

(12) spessore 12mm
 (20) spessore 20mm (SOLO FINITURA OPACA)

DIMENSIONI LASTRE cm 320x160



MARAZZI

LAMINAM
SUPERIOR NATURAL SURFACES

La parola che meglio descrive la nostra storia è evoluzione, perchè da sempre consideriamo l'innovazione un valore fondamentale per la definizione di nuove visioni progettuali.

PIONIERI
DA
SEMPRE

La sede principale si trova a Fiorano Modenese (MO), nel cuore della Ceramic Valley







PROMOZIONE

2026


GRUPPO 02




DIAMOND CREAM




FOKOS GRAPHITE



FOKOS SALE




FOKOS TERRA



PIETRA DI SAVOIA
GRIGIA



PIETRA PIASENTINA
TAUPE



TRAVERTINO BIANCO

LEGENDA:

 opaco  lucido  strutturato

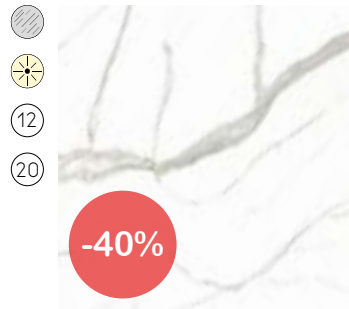
 spessore 12mm  spessore 20mm (SOLO FINITURA OPACA)

DIMENSIONI LASTRE cm 320x160


PROMOZIONE

2026

GRUPPO
03




CALACATTA
MICHELANGELO



NOIR DESIRE

GRUPPO
04



CRISTALLO GOLD


LEGENDA:

DIMENSIONI LASTRE cm 320x160

 opaco  lucido  strutturato

 spessore 12mm  spessore 20mm (SOLO FINITURA OPACA)

GRUPPO 01




CALCE ANTRACITE



CALCE AVORIO



CALCE GRIGIO



CALCE NERO



CALCE TORTORA

LEGENDA:

 opaco  lucido


 vellutato  strutturato

 spessore 12mm  spessore 20mm


DIMENSIONI LASTRE cm 320x160



GRUPPO 02




BIANCO LASA




CALCE BIANCO




DIAMOND CREAM



FOKOS GRAPHITE




FOKOS PIOMBO




FOKOS ROCCIA




FOKOS SALE



FOKOS TALCO



FOKOS TERRA



GEMINI ACERO



GEMINI GRANO




GEMINI LUCE




GEMINI MUSCHIO




GEMINI PELLE



LEGNO SABBIA




OSSIDO BRUNO




OSSIDO NERO




OSSIDO VERDE RAME




PIETRA DI CARDOSO
GRIGIO




PIETRA DI CARDOSO
NERO




PIETRA DI SAVOIA
ANTRACITE




PIETRA DI SAVOIA
GRIGIO




PIETRA DI SAVOIA
PEARLA




PIETRA PIASENTINA
GRIGIO




PIETRA PIASENTINA
TAUPE




PORFIDO MARRONE




TERRA DI MATERA




TERRA DI POMPEI




TERRA DI SATURNIA




TRAVERTINO BIANCO



TRAVERTINO GRIGIO
VENATO



TRAVERTINO NOCE



TRAVERTINO SILVER

LEGENDA:


-  opaco
  lucido
  vellutato
  strutturato
 spessore 12mm
  spessore 20mm

DIMENSIONI LASTRE cm 320x160

GRUPPO 03



ALASKA




AMAZZONIA




ANKARA



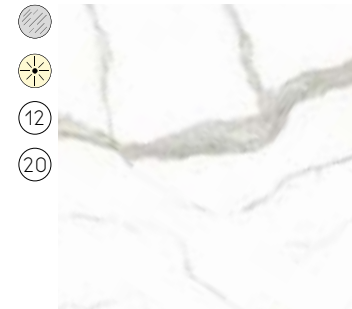
ARDESIA BIANCO



ARDESIA NERO




BURGUNDY



CALACATTA
MICHELANGELO




EMPERADOR EXTRA




FUSION WHITE



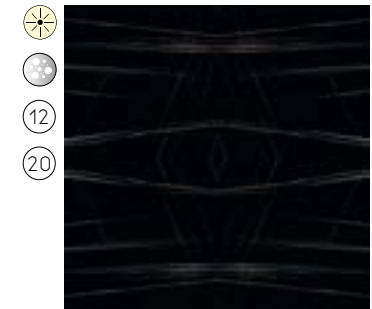
NERO GRECO




NOIR DESIRE



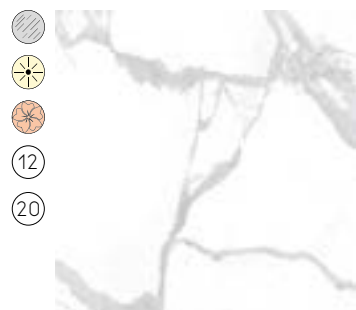
PIETRA GREY




SAHARA NOIR




STATUARIETTO



STATUARIO ALTISSIMO



TAJ MAHAL



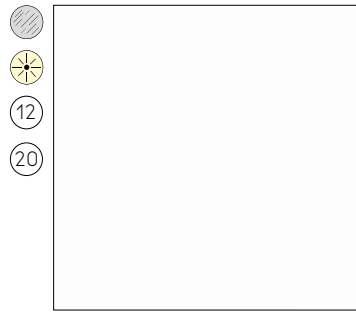
VERDE ALPI



VULCANO




GRUPPO 04



BIANCO ASSOLUTO




BIANCO STATUARIO VENATO




CALACATTA BLACK




CALACATTA MEDICEO




CALACATTA VIOLA




CRISTALLO GOLD



CRISTALLO MACCHIA VECCHIA



ONICE GRIGIO




NERO ASSOLUTO



LAMINAM
SUPERIOR REFURBAL SURFACES

GRUPPO 05



FLUIDOSOLIDO



LEGENDA:

-  opaco
-  lucido
-  vellutato
-  strutturato
-  spessore 12mm
-  spessore 20mm

DIMENSIONI LASTRE cm 320x160


PIETRA NATURALE

La lavorazione K-PROOF®, rende le pietre Marmotex altamente resistenti ad urti, graffi, completamente impermeabili, idonee al contatto con gli alimenti, facili da mantenere e durevoli nel tempo. Ciascuna lastra originale è identificabile dal marchio registrato K-PROOF® stampato in modo indelebile sul retro ad ulteriore garanzia di qualità ed unicità del prodotto.


ANTIMACCHIA




GRUPPO 01




ATLANTIC BEIGE




GAJA BROWN




GAJA DARK




GAJA GOLD




GAJA GREY




GAJA MOON




GAJA SAND




GAJA VENUS



GAJA WHITE




PACIFIC GREEN




PACIFIC GREY

GRUPPO 02




IPANEMA BLACK



IPANEMA BROWN

LEGENDA:


 opaco  lucido

 strutturato

 spessore 20mm

DIMENSIONI LASTRE variabile

GRUPPO
03




TOTAL BLACK

GRUPPO
04



CIRIO WHITE



EGEA WHITE

GRUPPO
05




ORION BLACK



SIRIO GREY

GRUPPO
06



COTTON WHITE

LEGENDA:

opaco lucido strutturato

spessore 20mm

DIMENSIONI LASTRE variabile



VIA ENZO TORTORA, 113 - 00188 ROMA - TEL. 06.3328187 - FAX 06.33686420
- INFO@PALETTIMARMI.IT

GRAFICA DI ALESSANDRA DI DEMETRIO

A photograph of a wall and floor made of marble. The wall is composed of large rectangular tiles with a complex, multi-colored pattern of brown, orange, grey, and white veins. The floor in the foreground shows a similar pattern, with a prominent horizontal band of orange and brown veins. The lighting is soft, highlighting the natural texture and color variations of the stone.

PALETTI MARMI

CATALOGO

2026